1. Thermistors are 10k NTC.
   MP51E103E3950 is an example that will most likely be used.

REVISION BLOCK			
REV	DESCRIPTION	DATE	INCORP. BY

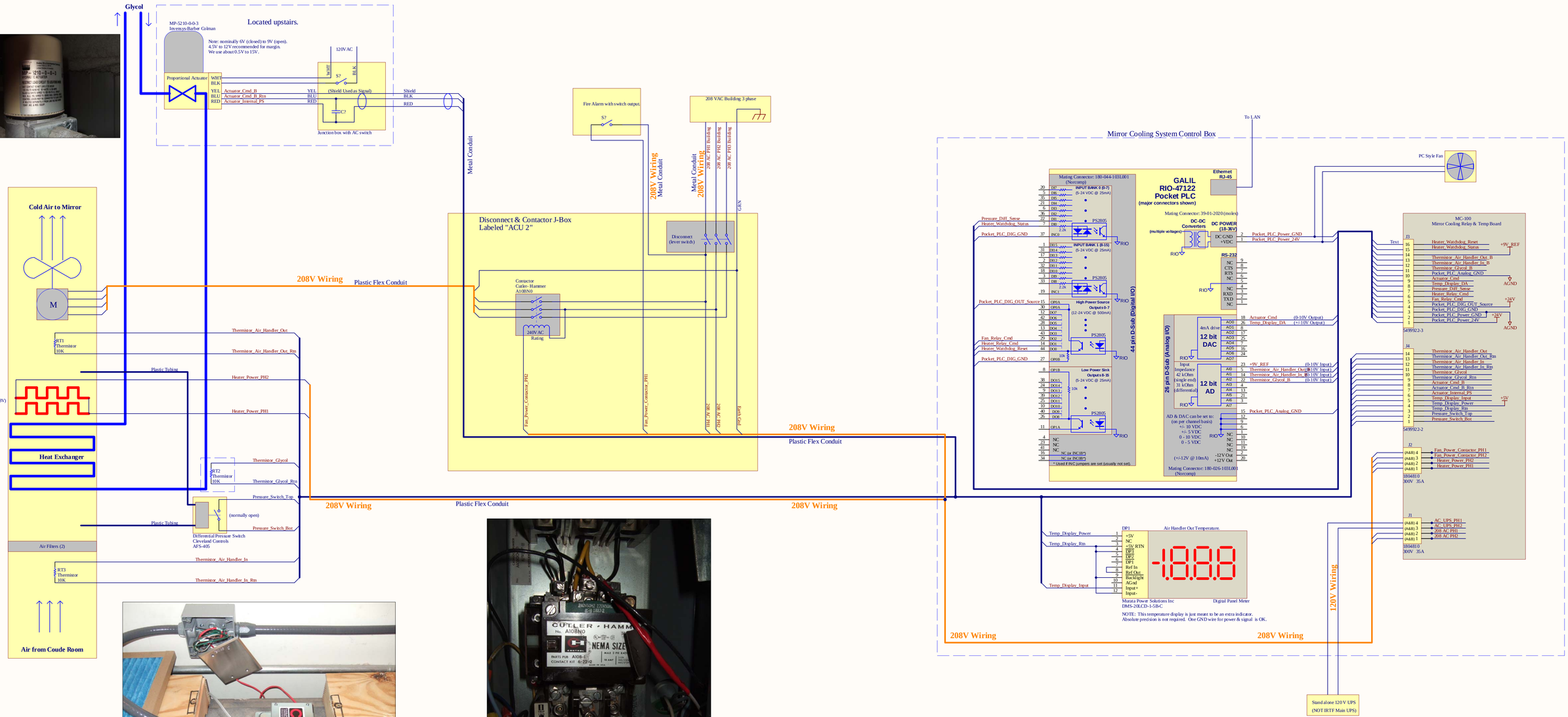



Pressure Switch



Contactor & Wiring in J-Box

WARNING: 120 & 208 VAC CIRCUITRY PRESENT! USE CAUTION.

University of Hawaii
Institute for Astronomy

DWG #	REV	TITLE
T3-3150	-	Mirror Cooling System

ENGINEER: E. Warmbier
LAST EDIT: 12/14/2009 11:24:50 AM
SIZE: D
SHEET: 1 of 1
FILE: Z:\Mirror Cooling\System Level Schematic\Mirror Cooling System.SchDoc

T3-3150